

ANP90 Series - 277V

Class II Single Channel LED Power Supply



Features and Applications:

- One Single Class II DC Outputs
- Highly Efficient Switching-Mode Technology
- Active PFC (Power Factor Corrected)
- Built For Outdoor Wet, Damp or Indoor Dry Applications
- Silicone Encapsulated For Wet Locations
(Use UV approved Water-Tight Conduit and Fittings)
- Built-in EMI Filter For Low Noise
- Rugged Rain-Proof Aluminum Extruded Case - IP65 Rated
- Over-Current and Over-Voltage Protection With Auto-Recovery
- Output Voltage Adjustable on P and PY series
(See Order Information on Page 2.)

All specifications are typical at nominal input, full load, at 25°C unless otherwise stated.

Electrical Specifications

INPUT

Input Voltage Range	90 - 277Vac
Frequency	47 - 63Hz
Input Current	max. 1.3A@115Vac/60Hz,full load
Inrush Current	60A @230Vac input/60Hz,full load
Efficiency	≥85% typ.@full load, input 230Vac
Power Factor	≥0.95 at full load 115Vac


OUTPUT

Output Voltage Adjustment	-20% ~ +10% (only on P and PY)
Leakage Current	0.2mA @110Vac,0.4mA @230Vac
Low Ripple & Noise Voltage	< 1% V output
Over Voltage Protection	<130% nominal voltage
Short Circuit Protection	Shutdown & Auto Recovery.
OTP Protection	85°C ± 5°C @ Ambient Temp.
Start-up time	< 2 sec.

General Specifications

Isolation Voltage	3000V AC
Switching Frequency	75K Hz
Weight	1.3 Kg (2.86lbs.) max.
Warranty Info	3 year
MTBF	100,000 Hours at 25° C
Robust Design	Guaranteed Full Load at 70° C

Environmental Specifications

Operating Temp.	-30°C to +70°C full load
Derating Temp.	50% at +80°C
Storage Temp.	-40°C to +85°C
Relative Humidity	5% to 95% (non-Condensing)
Enclosure	Outside case sealed per IP65
Cooling	Convection
RoHS	Compliant 

Safety Certifications

UL	UL60950-1, UL8750, UL935
UL	UL879 (Sign Component Manual)
TUV	EN60950-1, IP65
CE	CE



EMC

Conducted Emissions	EN55022,FCC part 15 level B
Radiated Emissions	EN55022,FCC part 15 level B

Amperor Inc.
11320 Neeshaw Dr.
Houston, TX 77065
1-281-807-3320
<http://www.amperor.com>

Amperor Europe Ltd..
30 Ballot Road
Irvine KA12 OHW Scotland, UK
44-(0)-1294-272400
<http://www.amperor.co.uk>

Intertek Corp., an Amperor Company
4th, Fl, Far East World Center
Hsin Tai Wu Road, Hsin-Chin
Taipei, Taiwan R.O.C.
886-2-2698-2239

ANP90 Series - 277V

Class II Single Channel LED Power Supply



Order Information

Table1: ANP90 Series Model Output Specifications

Model	Output Voltage	# of Channels	Voltage Adjustment on-board Pot	Current Adjustment on-board Pot	OCP Trip Point	Max. Output Power Watts
ANP90-12P-277	+ 12V	1	-20 / +10 %	-70 / +0 %	5A	60W
ANP90-12PY-277	+ 12V	1	-20 / +10 %	-70 / +0 %	5A	60W
ANP90-15P-277	+ 15V	1	-20 / +10 %	-70 / +0 %	5A	75W
ANP90-15PY-277	+ 15V	1	-20 / +10 %	-70 / +0 %	5A	75W
ANP90-19P-277	+ 19V	1	-20 / +10 %	-70 / +0 %	4.73A	90W
ANP90-19PY-277	+ 19V	1	-20 / +10 %	-70 / +0 %	4.73A	90W
ANP90-24P-277	+ 24V	1	-20 / +10 %	-70 / +0 %	3.75A	90W
ANP90-24PY-277	+ 24V	1	-20 / +10 %	-70 / +0 %	3.75A	90W
ANP90-24P1-277	+ 23V	1	N.A.	N.A.	4.2A	97W
ANP90-24P1Y-277	+23V	1	N.A.	N.A.	4.2A	97W
ANP90-30P1-277	+ 30V	1	N.A.	N.A.	3.2A	96W
ANP90-30P1Y-277	+ 30V	1	N.A.	N.A.	3.2A	96W

Notes:

1. The DC output channel will automatically shut down and auto-recover after an over-current limit (OCP) trip event.
2. Output Voltage and current are adjustable on P and PY version. They are not adjustable on P1 and P1Y version.
3. Y version indicates that the wiring chambers are installed on the power supply.

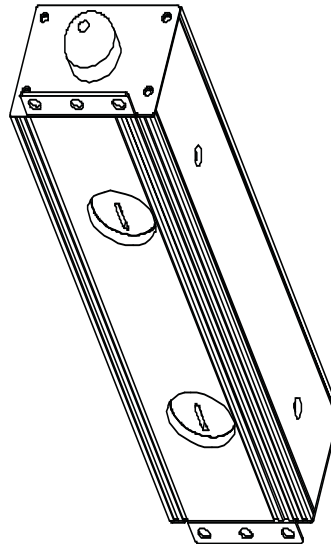
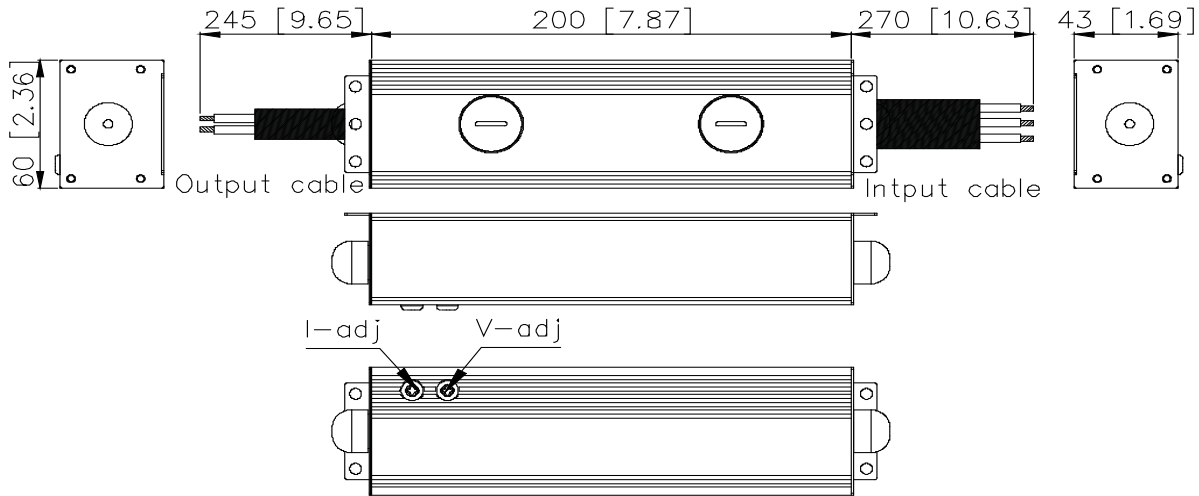
ANP90 Series - 277V

Class II Single Channel LED Power Supply



Mechanical Information

Model: ANP90-XXP-277 and ANP90-XXP1-277



Notes: All dimensions in mm. (inch.)

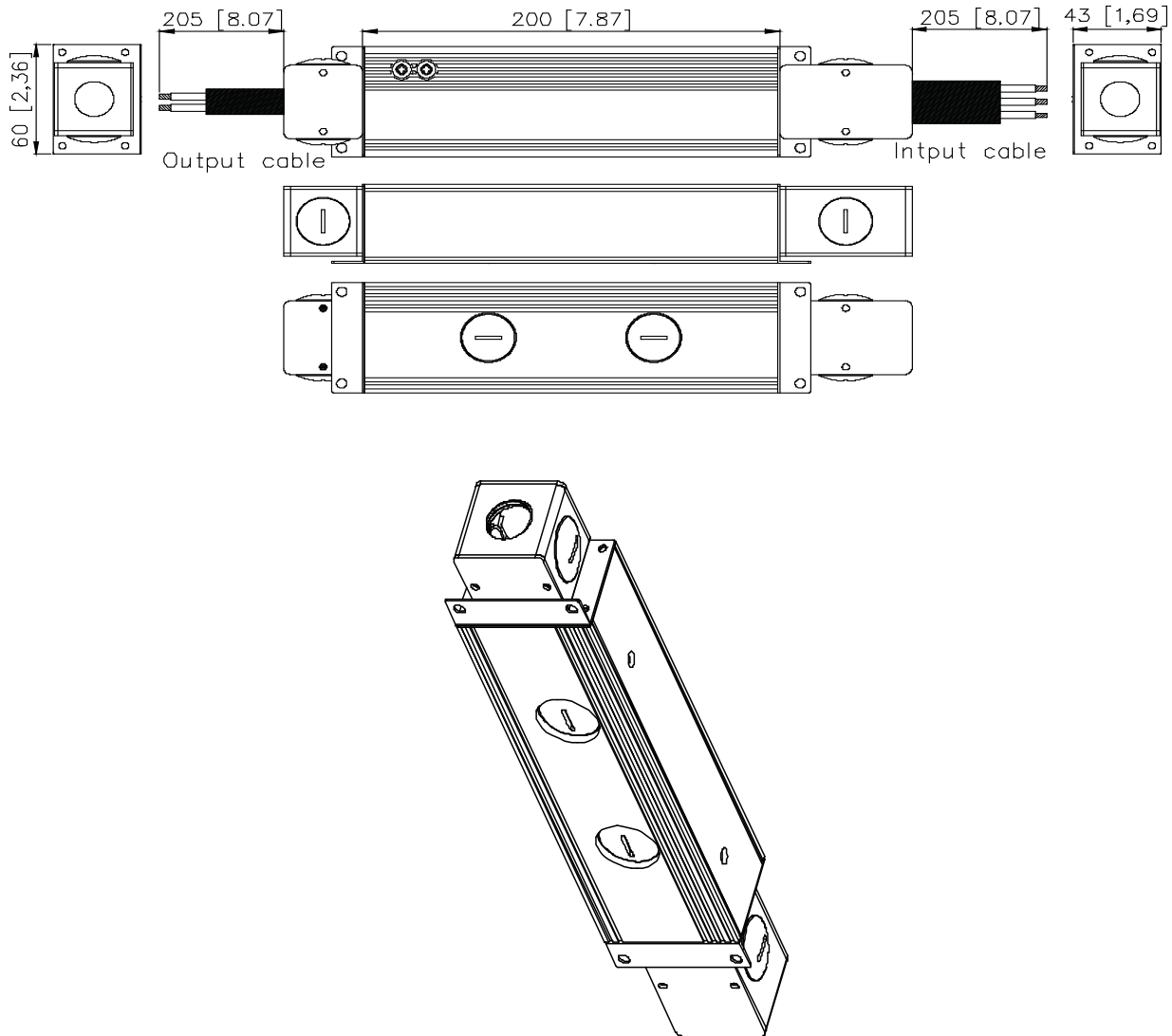
ANP90 Series - 277V

Class II Single Channel LED Power Supply



Mechanical Information

Model: ANP90-XXPY-277 and ANP90-XXP1Y-277



Notes: All dimensions in mm. (inch.)

Amperor, Inc. DataSheet © 2009

The information and specifications contained in this data sheet are believed to be accurate at time of publication. Specifications are subject to change without notice.