

Selection Guide

HHD-G, Current-Limiting, General-Purpose

Current ratings [A]: 6.3, 8, 10, 16, 20, 25, 31.5, 40, 50, 63, 80, 100

E=192mm	Page	E=292mm	Page	E=367mm	Page	E=442mm	Page	E=537mm	Page
6 / 12kV									
		3000493.6.3	48						
		3001293.8 - 40	48						
		3002093.50 - 100	48						
10 / 24kV									
						3000693.6.3	50		
						3001493.8 - 25	50		
						3002293.31.5 - 40	50		



HHD-G
6/12kV - Rated Voltage

High Voltage Current-Limiting Fuses

For air & gas-insulated switchgear,
indoor and outdoor applications

Standard(s)
DIN 43 625
IEC 60282-1
VDE 0670 - 4

Size E=292mm

General-Purpose

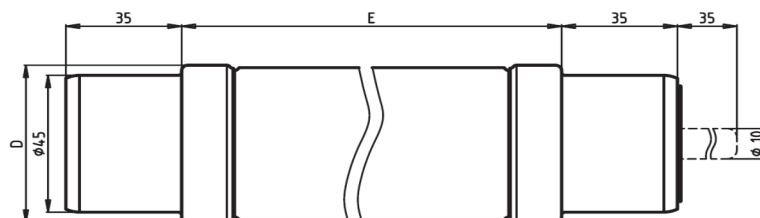


Rated Current I_n [A]	Article Number	Diameter D	Weight [kg/1]	Rated Breaking Current I_1 [kA]	Minimum Breaking Current I_3 [A]	Pre-arcing I^2t [A ² s]	Total I^2t @ 0.87U _n (Max)		Power Loss [W]	Cold Resistance [mΩ]
		[in/mm]					[A ² s]	[A ² s]		
With 80N Striker and Thermal Limiter										
6.3	3000493.6.3	2.09 / 53	1.6	63	—	110	—	900	7	150
8	3001293.8	2.64 / 67	2.6	63	—	180	—	1 400	9	120
10	3001293.10	2.64 / 67	2.6	63	—	240	—	2 000	12	100
16	3001293.16	2.64 / 67	2.6	63	—	530	—	4 400	12	40
20	3001293.20	2.64 / 67	2.6	63	—	850	—	7 000	15	31
25	3001293.25	2.64 / 67	2.6	63	—	1 330	—	11 000	18	25
31.5	3001293.31.5	2.64 / 67	2.6	63	—	2 100	—	18 000	23	20
40	3001293.40	2.64 / 67	2.6	63	—	3 400	—	28 000	29	16
50	3002093.50	3.35 / 85	3.9	63	—	5 500	—	33 000	42	15
63	3002093.63	3.35 / 85	3.9	63	—	8 500	—	68 000	54	12
80	3002093.80	3.35 / 85	3.9	63	—	16 200	—	142 000	79	9
100	3002093.100	3.35 / 85	3.9	63	—	23 500	—	183 000	108	7.7

Accessories

Article Description	≤ 200A		Page(s)
Fuse Base, Indoor	3100302		98
Fuse Base, Outdoor	3100401		99
Clips	3100302.20		100
Clips w/Connecting Bar	3400201		100
Microswitch fittings	250mm - 3100116, 660mm - 3100110, 900mm - 3100114, 1200mm - 3100117		97

Dimensions [mm]



SIBA LLC

Phone 1-973-575-7422
Fax 1-973-575-5858

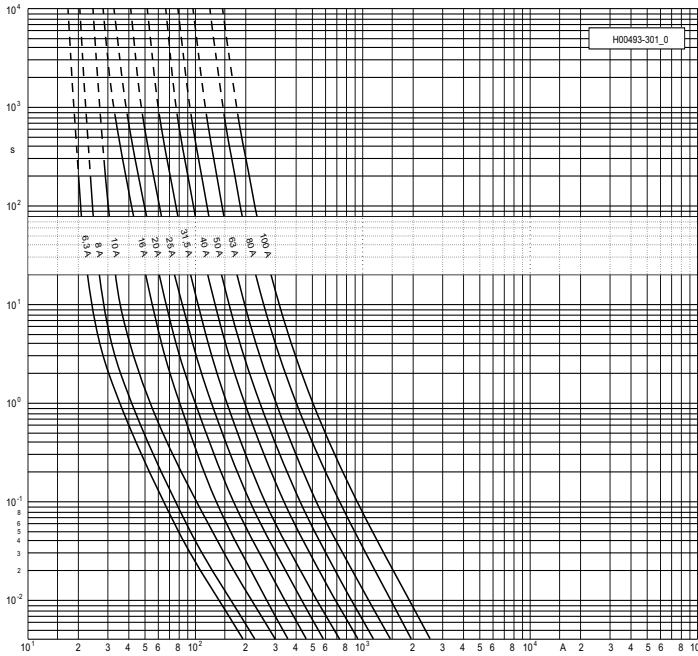
29 Fairfield Place
West Caldwell, New Jersey 07006

e-mail: info@sibafuse.com
www.siba-fuses.us

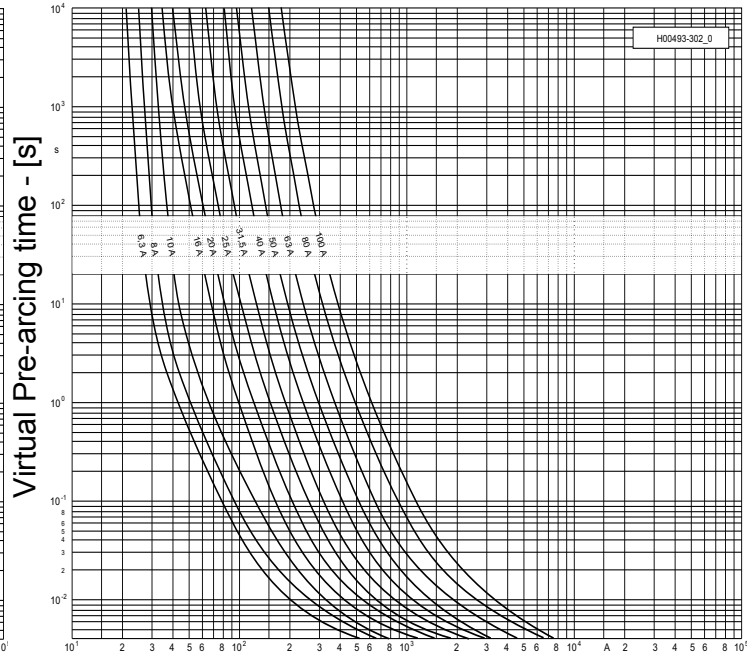
**HHD-G Time-Current Characteristics - Minimum Melting and Total Clearing
Cut-Off Current Diagram**
Current-Limiting, General-Purpose, 6/12kV, E = 292mm (6.3A - 100A)

3009493.6.3, 3001293.8 - 40, 3002093.50 - 100

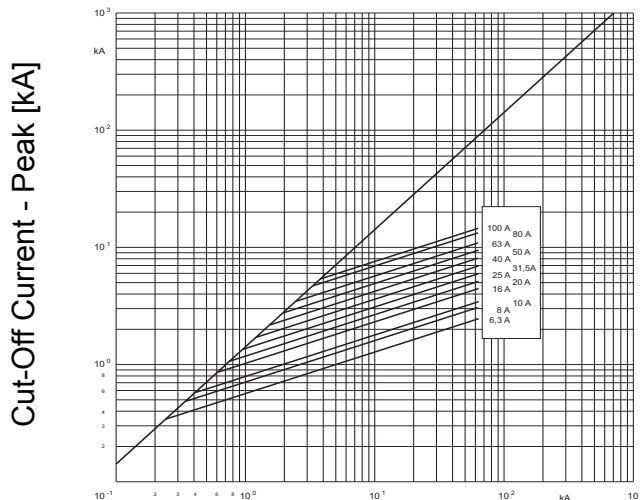
Minimum Melting



Total Clearing



R.M.S. Prospective Current [A]
Cut-Off Current



Prospective Short Circuit Current [kA] - (Symmetrical r.m.s.)

HHD-G
10/24kV - Rated Voltage

High Voltage Current-Limiting Fuses

For air & gas-insulated switchgear,
indoor and outdoor applications

Standard(s)
DIN 43 625
IEC 60282-1
VDE 0670 - 4



Size E=442mm

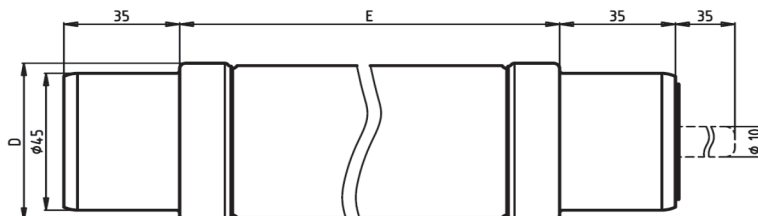
General-Purpose Class

Rated Current I_n [A]	Article Number	Diameter D	Weight [kg/1]	Rated Breaking Current I_1 [kA]	Minimum Breaking Current I_3 [A]	Pre-arcing I^2t [A ² s]	Total I^2t @ 0.87U _n (Max)		Power Loss [W]	Cold Resistance [mΩ]
		[in/mm]					[A ² s]	[A ² s]		
With 80N Striker and Thermal Limiter										
6.3	3000693.6.3	2.09 / 53	2.5	40	—	110	—	900	13	273
8	3001493.8	2.64 / 67	3.7	40	—	180	—	1 400	17	220
10	3001493.10	2.64 / 67	3.7	40	—	240	—	2 000	22	160
16	3001493.16	2.64 / 67	3.7	40	—	530	—	4 400	19	70
20	3001493.20	2.64 / 67	3.7	40	—	850	—	7 000	27	55
25	3001493.25	2.64 / 67	3.7	40	—	1 330	—	11 000	38	45
31.5	3002293.31.5	3.35 / 85	5.7	40	—	2 100	—	18 000	54	41
40	3002293.40	3.35 / 85	5.7	40	—	3 400	—	28 000	77	33

Accessories

Article Description	≤ 200A			Page(s)
Fuse Base, Indoor	3100502			98
Fuse Base, Outdoor	3100601			99
Clips	3100302.20			100
Clips w/Connecting Bar	3400201			100
Microswitch fittings	250mm - 3100116, 660mm - 3100110, 900mm - 3100114, 1200mm - 3100117			97

Dimensions [mm]



SIBA LLC

29 Fairfield Place
West Caldwell, New Jersey 07006


Phone 1-973-575-7422
Fax 1-973-575-5858

e-mail: info@sibafuse.com
www.siba-fuses.us

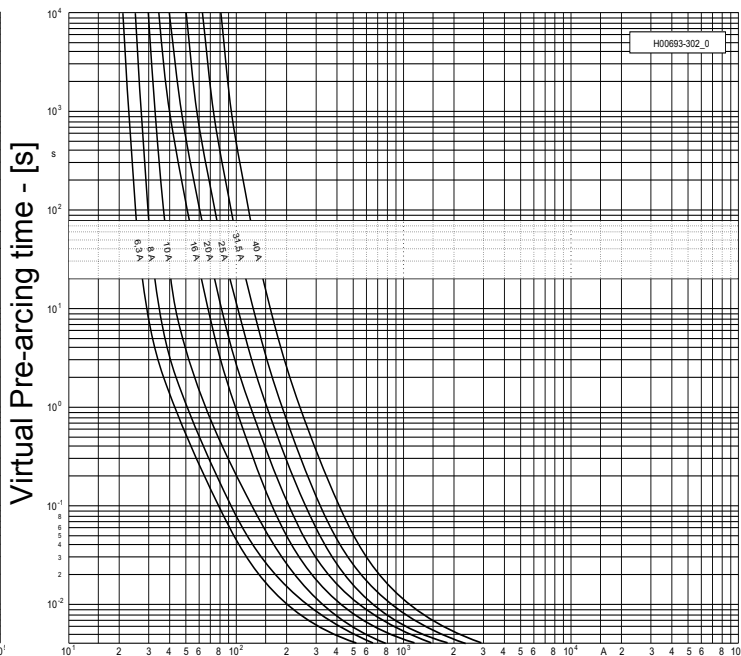
**HHD-G Time-Current Characteristics - Minimum Melting and Total Clearing
Cut-Off Current Diagram
Current-Limiting, General-Purpose, 10/24kV, E = 442mm (6.3A - 40A)**

3000693.6.3, 3001493.8 - 25, 3002293.31.5 - 40

Minimum Melting

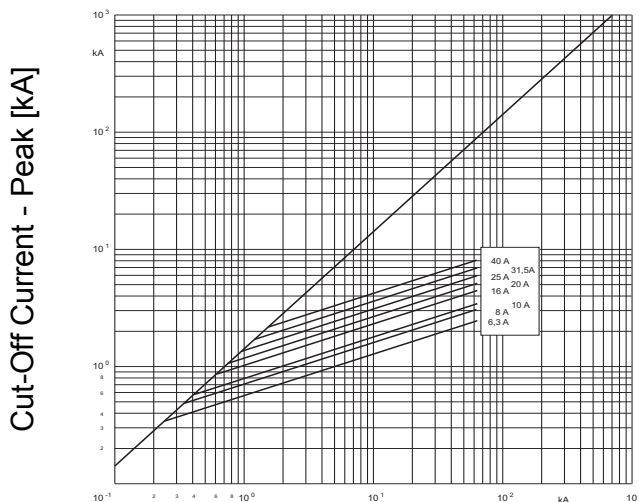


Total Clearing



R.M.S. Prospective Current [A]

Cut-Off Current



Prospective Short Circuit Current [kA] - (Symmetrical r.m.s.)